



ISO 9001 CERTIFIED

# DNH

HEAD OFFICE, NORWAY

**DNH AS**

Phone..... + 47 35 98 56 00

Fax..... + 47 35 98 56 10

E-mail..... dnh@dnh.no

Web-Site..... www.dnh.no

ENGLAND

**DNH WW Ltd**

Phone..... + 44 1908 275 000

Fax..... + 44 1908 275 100

E-mail..... dnh@dnh.co.uk

GERMANY

**DNH GmbH**

Phone... + 49 040 6569 30-0

Fax..... + 49 040 6569 30-30

E-mail..... dnh@dnh.de

## CAS-30(T)

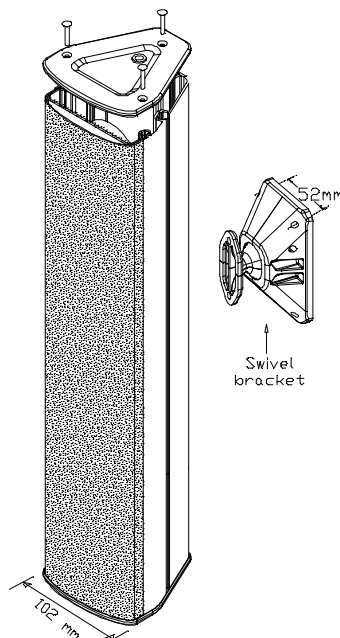
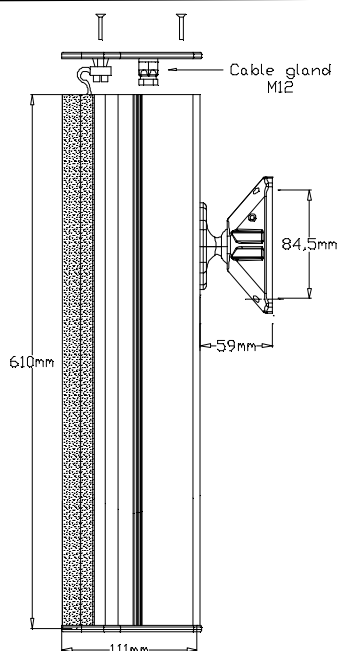
USA

**DNH Speakers Inc**

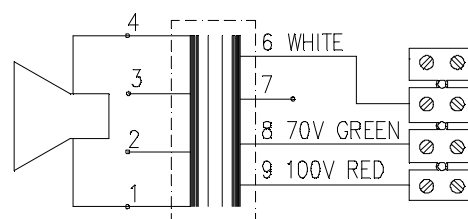
Phone..... + 1 484 494 5790

Fax..... + 1 484 494 5793

E-mail..... dnh@dnhspeakers.com



CIRCUIT  
DIAGRAM



Secondary  
nominal tapings

1 : 4	30,0 W
1 : 3	15,0 W
2 : 4	10,0 W
1 : 2	7,5 W
3 : 4	3,5 W
2 : 3	2,0 W

Sound pressure levels at 1W/1m

SPL vs Freq



Specifications

Material / Color	(Aluminum, PA)/RAL9010 or anodized
Mounting	Swivel bracket
Termination	Inside screw terminals
Weight w/transformer	3,4 kg
IP-rating	54
Max. / min. amb. temp	110°C / -20°C
Rated / max. power	30 W / 40 W
SPL 1W/1m	90 dB
SPL rated power	103 dB
Effective freq. range	120 – 20000 Hz
Dispersion (-6dB) 1kHz / 4kHz	200° / 90°
Directivity factor, Q	NA
Options	Impedances, colors, labels

### Installation, Operation and Maintenance Procedures

- Termination side is marked with label.
- Remove lid by 3 screws, lead cable through the cable gland and connect to terminal 70V (white – green) or 100V (white – red).
- Choose required power on the transformer.
- Screw lid back into place by 3 screws with a torque of 1 - 2 Nm to assure the IP rating.
- To mount, slide two M6 nuts in slot and fasten the swivel bracket with two bolts. Slide swivel bracket to wanted position and tighten bolts.
- For optimum performance, always use the correct voltage / power and operate within the frequency limits as stated.
- Do not open loudspeaker when energized.
- This loudspeaker is supplied with a 2 year warranty against defective workmanship.
- Available with an aluminum swivel bracket.

DNH reserves the right to alter specifications without notice

